

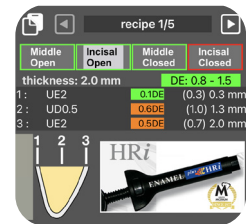
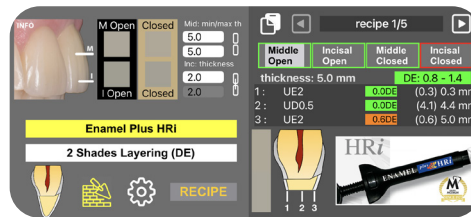
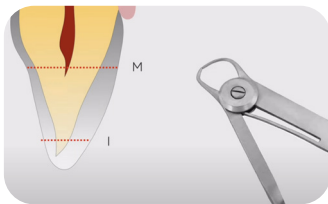
4 Uses of OPTISHADE



Smile Line ☺
made in switzerland

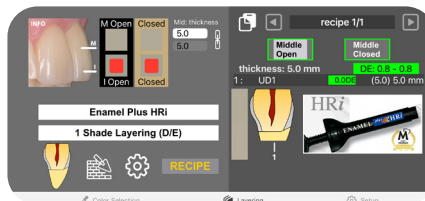
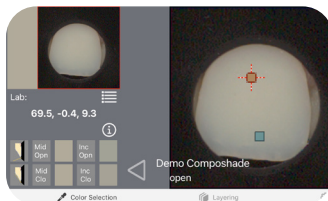
DIGITAL COLOUR ACQUISITION

1. Guided choice of composite bodies and thickness for direct restoration thanks to the APP COMPOSHADE - **exclusively for Enamel plus HRi and Bio Function composite**



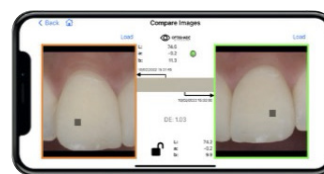
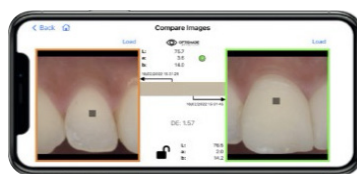
2.

Guided selection of the colour of Ena Cad blocks and discs thanks to the COMPOSHADE APP - **EXCLUSIVE TO MICERIUM**



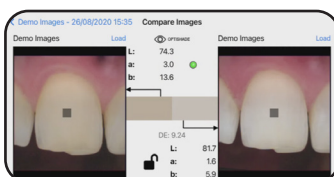
3.

DENTAL STUDIO/ LABORATORY colour communication for the manufacture of aesthetic indirect restorations and final result check thanks to the APP OPTISHADE



4.

Colour evolution check during bleaching treatments thanks to the APP OPTISHADE



BLEACHING THRESHOLDS	
ΔEBL*	TREATMENT SUCCESS
< 1,6	UNSUCCESSFULL
1,6 - 3,2	SCARCE
3,2 - 5,5	ACCEPTABLE
5,5 - 7,0	MODERATELY SUCCESSFUL
7,0 - 9,4	SUCCESSFUL
9,4 - 13,5	HIGHLY SUCCESSFUL
> 13,5	EXCESSIVE



OPTISHADE

The digital colour
in your hands!



It is made of a lens in a darkroom that connected to an iPhone or iPad takes reproducible pictures with polarized light always identical thanks to the special calibration cap.

Compatible with
iPod iPhone iPad

OPTISHADE APP

A new solution for the colour determination in the mouth of the patient, making easy the communication between dentist and dental technician. It measures the bleaching efficacy showing the result to the patient.

L*a*b* IN DENTISTRY SIMPLIFIED FOR BEGINNERS: almost every tooth colour can be seen as a mixture of grey Luminosity (L*), red (a*) and yellow (b*). Optishade measures with high precision and repeatability these 3 values (coordinates).



Download



COMPOSHADE APP

It gives the colour and thickness recipe to realize direct and indirect restorations with Enamel plus HRI and Bio Function composite.



Download

DIFFERENT STEPS OF A CASE

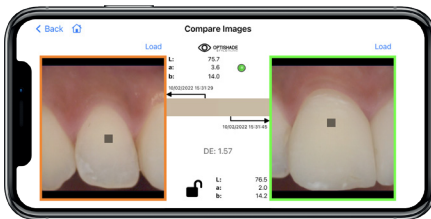
(clinical image courtesy by Mr. Daniele Rondoni)



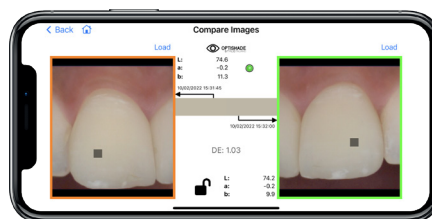
Initial case



Final result, the dental technician never met the patient



Comparison on the left the natural tooth, on the right the veneer



Comparison between the two veneers

Micerium S.P.A.
Via G. Marconi, 83 - 16036 Avegno (GE) • Italy
Tel. +39 0185 7887 880 • sales@micerium.it
www.micerium.com

